

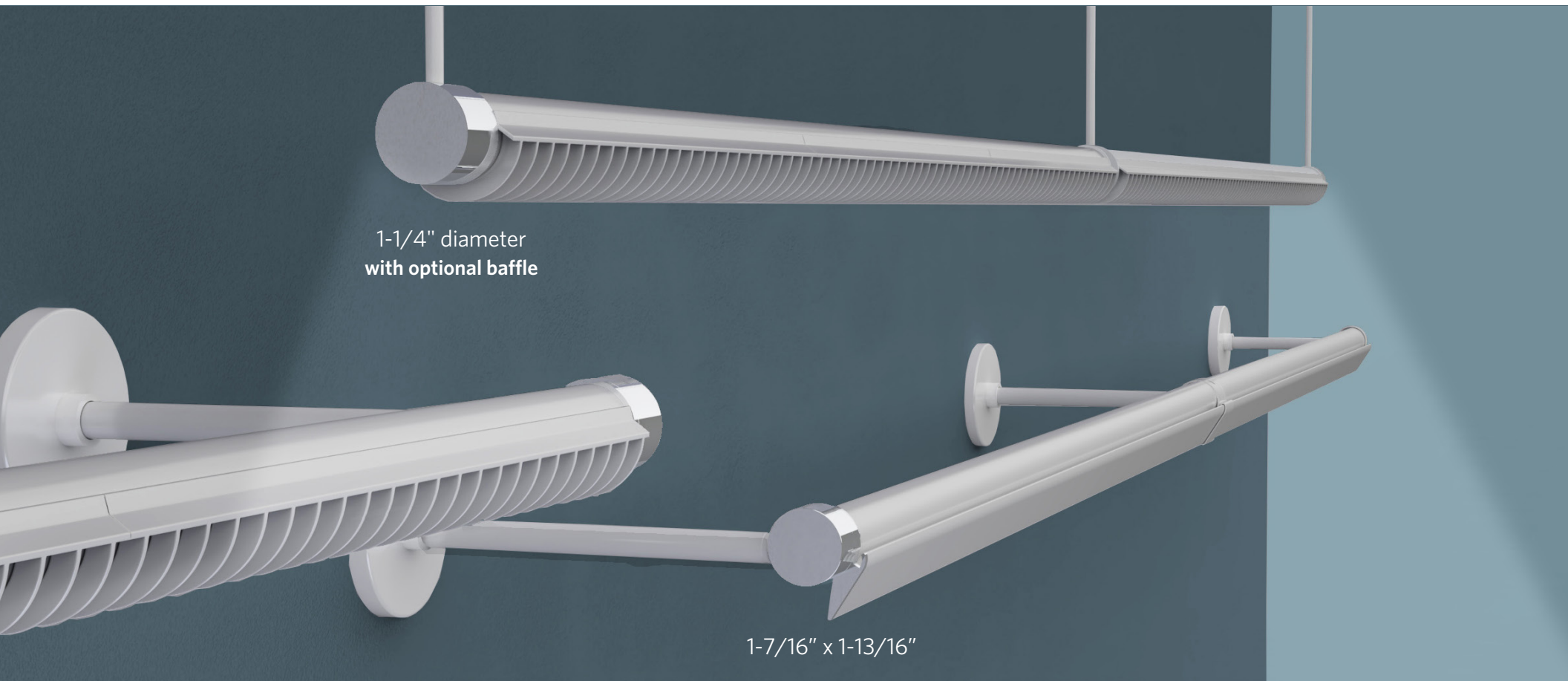
elliptipar®

S112  
remote

S115  
remote

S116  
remote

S118  
remote



1-1/4" diameter  
with optional baffle

1-7/16" x 1-13/16"

*New! Four Optic Packages with Aiming*  
**Wall Washer, Grazer, Downlight and**  
**Stack/Aisle (wide and narrow batwing)**

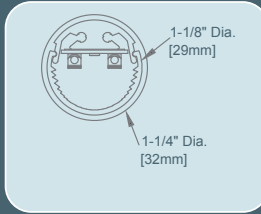
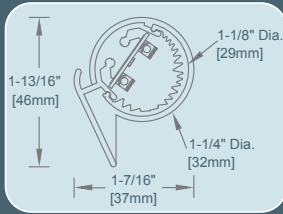


elliptipar® tambient®

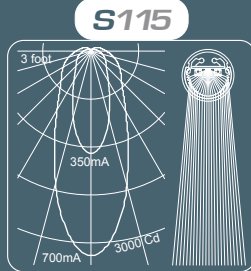
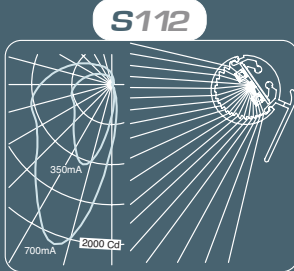
[thelightingquotient.com](http://thelightingquotient.com)



**S112**  
cantilever/hub



**S112**  
cord/hub

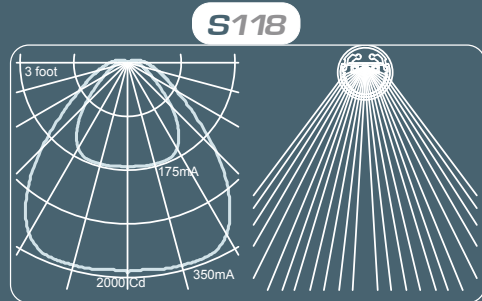
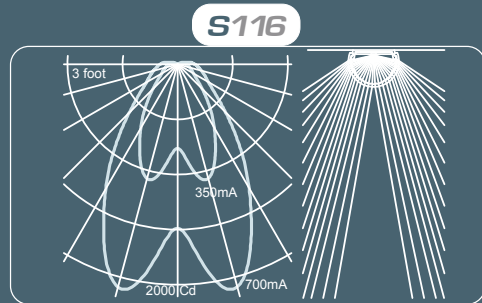


**S115**

**S116**

**S118**

pendant/hub



- **High Performance Indoor LED** architectural linear with 4 distribution patterns including wall wash, grazer, stack/aisle light or low brightness down light
- **High efficacy** - up to 149 lumens per watt
- **Delivered lumens** - up to 1888 lm/ft
- **Excellent lumen maintenance** - maintains over 90% light output beyond 60,000 hours per TM-21
- **Proprietary refractive lens** technology shapes the light to suit the application
- **Precise optical control** ensures virtually all of the light is delivered to the target surface
- **Choice of 2700, 3000, 3500, 4000K** in 80+ or 90+CRI. Other **CCT** and **CRI** options available.
- **Universal voltage** 120-277V or 347V drivers
- **Minimalist design** - 1-1/8" diameter housing
- **Miniature hubs** feature fully adjustable and lockable aiming
- **Extruded aluminum housing** in lengths up to 6ft
- **Integrated visor (S112)** to shield lens brightness from normal viewing angles
- **Optional cross baffle** provides shielding along the length of the luminaire
- **Cantilever, pendant, cable or cord suspension** mounting options
- **Aluminum and stainless steel construction** - ideal for use in MRI suites (MRI filters available)
- **CSA certified, suitable for damp locations**
- **U.S. and Foreign patents pending**

Style	Driver (mA)	Lumens* per Foot	Watts per Foot
<b>S112</b> XtraSmall Linear Wall Washer	175	487	3.4
	350	955	6.8
	700	1852	13.5
<b>S115</b> XtraSmall Linear Narrow Beam/Grazer	175	419	3.4
	350	822	6.8
	700	1593	13.5
<b>S116</b> XtraSmall Linear Stack/Aisle Light	175	347	3.4
	350	679	6.8
	700	1317	13.5
<b>S118</b> XtraSmall Linear Low Brightness Downlight	175	347	3.4
	350	681	6.8
	700	1320	13.5

\* Delivered lumens are based on 3500K/80+CRI LEDs.

